



Mobile Media Solutions

PXA-H800 V1.003 Update



ALPINE ELECTRONICS GmbH

Wilhelm-Wagenfeld-Straße 1-3,
80807 München, Germany
Phone 089-32 42 640

ALPINE ELECTRONICS OF U.K., LTD.

Alpine House
Fletchamstead Highway, Coventry CV4 9TW, U.K.
Phone 0870-33 33 763

ALPINE ELECTRONICS FRANCE S.A.R.L.

(RCS PONTOISE B 338 101 280)
98, Rue de la Belle Etoile, Z.I. Paris Nord II,
B.P. 50016, 95945 Roissy Charles De Gaulle
Cedex, France
Phone 01-48638989

ALPINE ITALIA S.p.A.

Viale C. Colombo 8, 20090 Trezzano
Sul Naviglio (MI), Italy
Phone 02-484781

ALPINE ELECTRONICS DE ESPAÑA, S.A.

Portal de Gamarra 36, Pabellón, Pabellón, 32
01013 Vitoria (Alava)-APDO 133, Spain
Phone 945-283588

Introduction

This guidebook describes the procedure for updating the PXA-H800 software.

Warning



Before proceeding with this update please ensure you have all sound settings saved. All settings will be lost during this update.

Requirements

- High Speed Internet connection

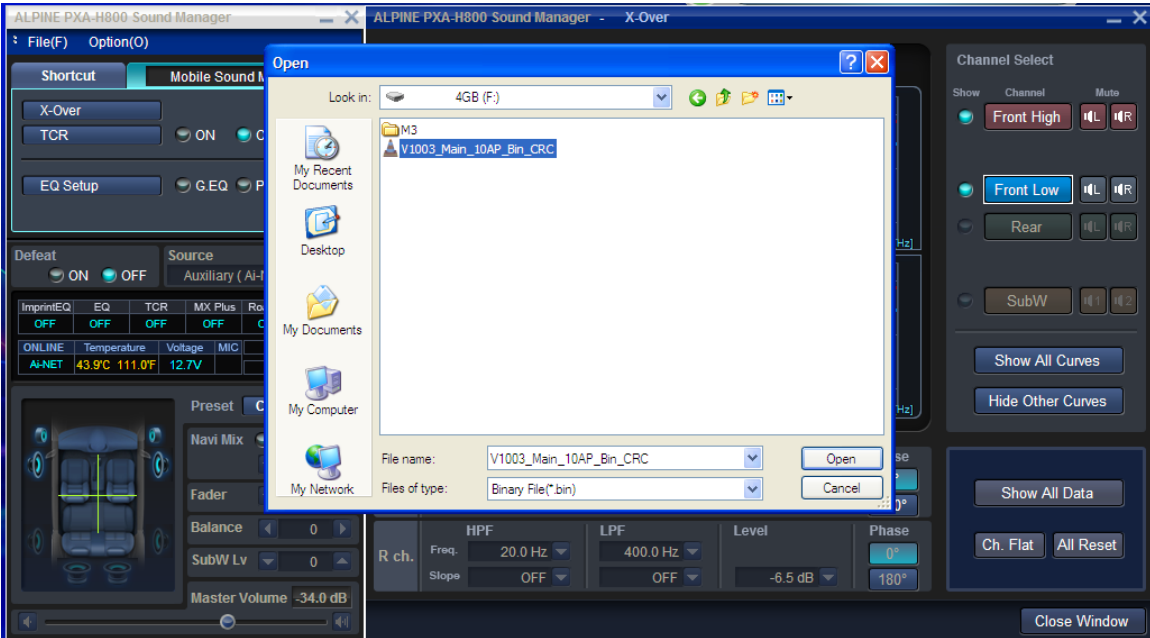
Update Instructions

1. Download update file (.zip)
2. Extract downloaded file to your desktop
3. Connect the PXA-H800 to your PC and start the Sound Manager Software.
4. Select Option / Software download.

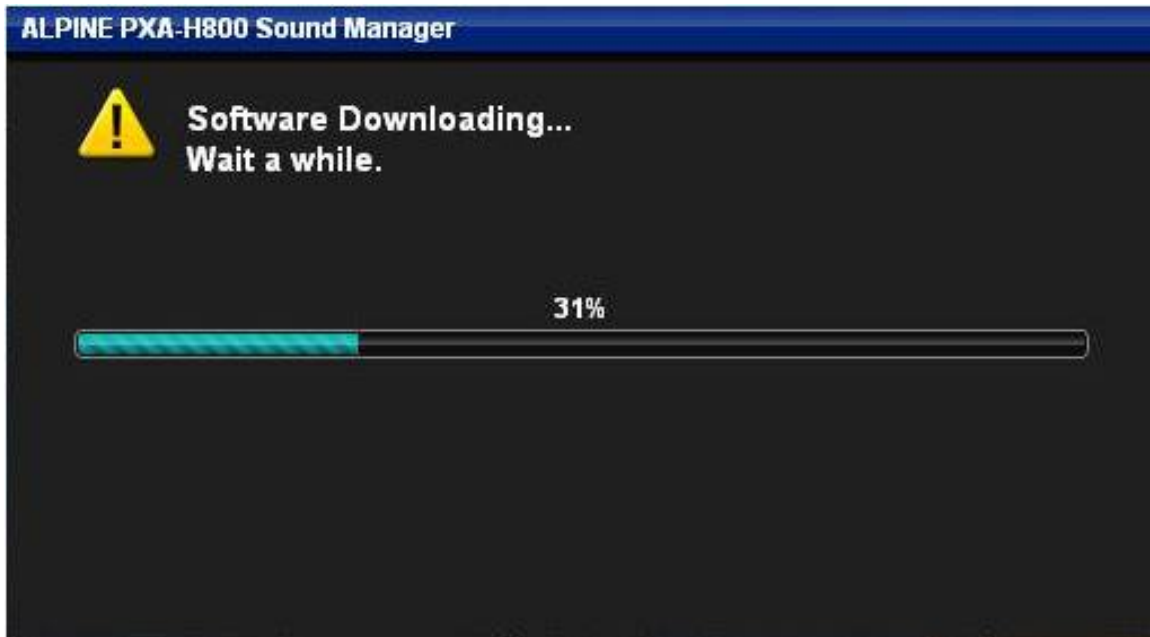
5. Select OK.



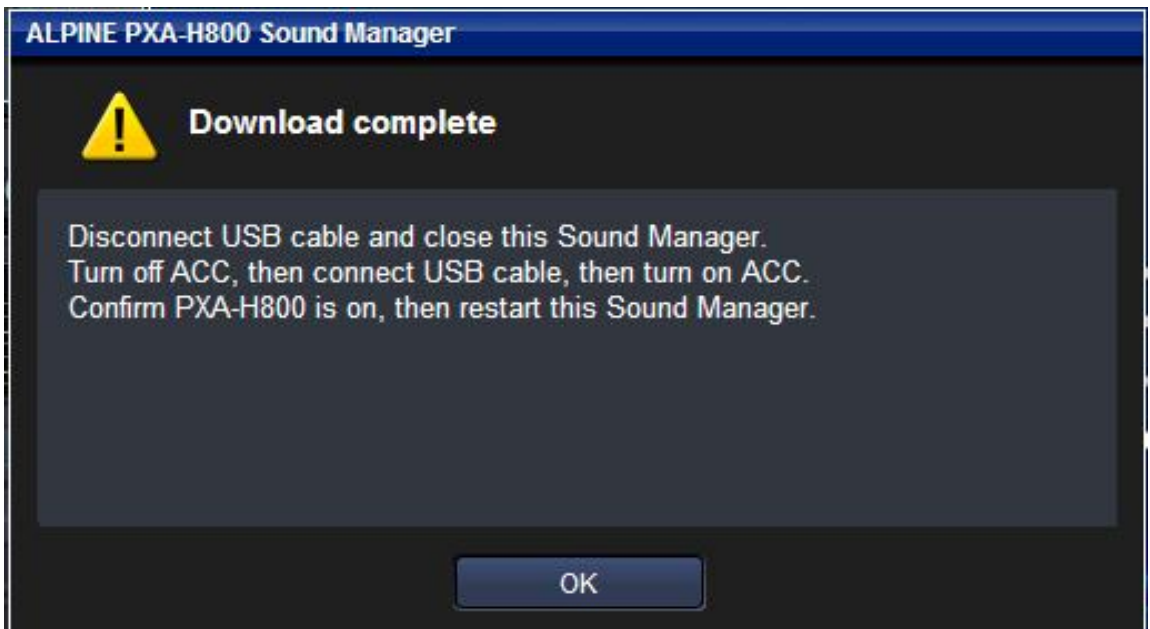
6. Select extracted file. Filename will be “V1003_Main_10AP_Bin_CRC.bin” then click Open.



7. Click OK, the update will begin. This process takes approximately 10 minutes.



8. Once update is completed follow on screen prompts.



9. When restarting the Sound Manager Software ensure that PXA-H800 Version is changed to V1.003.

10. Your update is complete.